



## SEATED PHYSICAL ACTIVITIES



**Arm Circles:** Sit up straight in a chair. Keep your feet flat on the floor. Tuck in your tummy. Extend arms out to the sides at shoulder level. Make sure the elbows are straight. Circle the arms to the front 4 times. Then, circle the arms to the back 4 times.




**Hand Reaches:** Sit in a chair. Place both hands on your shoulders. Extend your arm and reach toward the ceiling with your right hand. Return your right hand to your shoulder and repeat with your left hand. Gradually build up to 8 repetitions with each hand.



**Lateral Stretch:** Sit in a chair. Lift your right arm over your head and lean to the left. At the same time, make a C shape with your left arm (as if you were holding a baby). Gently stretch to the left. Change sides and repeat the exercise. Slowly build up to 8 repetitions on each side.



**Marching in Place:** Sit in a chair. Lift your left knee so that the foot is 6 inches off the floor. Lower your left knee. Lift your right knee so that the foot is 6 inches off the floor. Continue marching, lifting knees up and down.



**Ankle Circles:** Sit in a chair. Extend the right foot out in front. Circle the right ankle in 4 times. Circle the right ankle out 4 times. Repeat with the left foot.



**Knee Pull:** Sit in a chair. Pull your right knee into your chest. Hold the knee in for 4 seconds. Lower the leg. Repeat with the other knee.